

20  
22

LOOKBOOK

LIVE  
WORK  
PLAY



# 2022

## LOOK BOOK



For 2022 we have identified four trends that sit within the macro houses identified in our foundational Fusion Look Book. Reinvention, Regeneration, Reflection and Reclamation offer a refreshed reference to the mega trends and we have followed the paint companies' lead in creating corresponding solid color palettes.

We have added some inspiration images to exemplify how SSI's structural woodgrain collection relates to each of these new trends and palettes.

01

# REINVENTION

URBAN NOMAD

LIVE  
WORK  
PLAY



# URBAN NOMAD REINVENTION



The Reinvention trend is based on the Urban Nomad mega trend and is inspired by interpreting traditional ways of living and working in new and innovative ways. We see Reinvention being expressed in interiors using the basic colorations of timeless designs (such as Burberry or Hermes) and exploring their rebel side - think Punk Rock. We are taking reassuring, comforting designs and traditions and giving them a personal, eclectic twist..perhaps graphic overscale, unique plaid color combos or injecting playful accents into a space that has traditionally been more sober.

Reinvention exemplifies the juxtaposition and tension of reinterpreting how we live in an alternative, authentic and creative way while still respecting the heritage and security that the past offers. The addition of Black into the palettes adds dramatic tension compared to dark browns or greys. Accent colors for this trend include Burnt Yellow, Burgundy, Terracotta, Lime Green and Pink.

01


URBAN NOMAD




ICE MIST  
SATIN




SATIN ANTIQUE  
WHITE




WILLOW GREY  
SM




VAPOR TRAIL  
SATIN




SEATTLE GREY  
SM




GETTYSBURG GREY  
SM




STONE GREY  
SM




UMBRA  
SM




VIOLET GREY  
SM



GAUNTLET GREY  
SM



SIENA  
SM



BLACK  
SM



# REINVENTION


# 01

URBAN NOMAD


URBAN NOMAD



WILLOW GREY  
SM



SEATTLE GREY  
SM



GAUNTLET GREY  
SM



# REINVENTION


OUTLANDIA EARTH

01


URBAN NOMAD



WILLOW GREY  
SM



GETTYSBURY GREY  
SM



SIENA  
SM





# REINVENTION

CHAMELEON




01


URBAN NOMAD



WILLOW GREY  
SM



SEATTLE GREY  
SM



SIENA  
SM





# REINVENTION

DIGITAL NOMAD




01


URBAN NOMAD



SATIN ANTIQUE  
WHITE



GETTYSBURG GREY  
SM



BLACK  
SM

# REINVENTION

LOFT CONCRETE




# 01


URBAN NOMAD



WILLOW GREY  
SM



STONE GREY  
SM



SIENA  
SM

02

# REGENERATION

WELLNESS

LIVE  
WORK  
PLAY



**SSI**  
NORTH AMERICA



# WELLNESS REGENERATION



The Wellness macro trend is based on taking care of our minds and bodies, increasing self-care aspects such as meditation and retreats and incorporating these elements into our living and working spaces. Regeneration expands on this by featuring creative, sustainable materials, collaborative ventures across disciplines and circular design - think rhythms and rebirth. The Regeneration palette focuses on colors that come from nature - such as the ocean or the rainforest - and using them in multiple layers and color combinations.

The fluidity and biophilic nature of this color collection support spaces that encourage our spirits to be renewed, with lines blurred between blues, greens and greys. Accent colors are also taken from natural contrasts such as Lichen Green, Burnt Orange and Chartreuse.

02


WELLNESS




NORDIC WHITE  
SM




FIRST LIGHT  
SM




VAPOR TRAIL  
SATIN




BEACH GLASS  
SM




DENIM  
SM




SMOKEY BLUE  
SM




MYSTERIOUS  
SM




SEATTLE GREY  
SM




FJORD GREEN  
SM



DUKE  
SM



CELADON GREEN  
SM




VERDE  
SM


# REGENERATION

02 WELLNESS


ABIQUA PINE



VAPOR TRAIL SATIN



SEATTLE GREY SM




DUKE SM




REGENERATION

02 WELLNESS


SAREK ASH



VAPOR TRAIL SATIN



MYSTERIOUS SM



VERDE SM



# REGENERATION


BENHAM PINE




02 WELLNESS



FIRST LIGHT  
SM



DENIM  
SM




VERDE  
SM




REGENERATION

02 WELLNESS


URBAN NOMAD



BEACH GLASS SM



SEATTLE GREY SM



FJORD GREEN SM







REGENERATION

RHAPSODY


02 WELLNESS



VAPOR TRAIL SATIN



MYSTERIOUS SM



VERDE SM



03

# REFLECTION

WELL BUILDING

LIVE  
WORK  
PLAY






# WELL-BUILDING REFLECTION



The Reflection trend emphasizes seamlessly blending nature into every facet of our lives - in both our residential and commercial spaces. It embraces and focuses on respecting nature - honoring the permanence yet temporal transitions of say moss growing over a rock or the creation of sea glass. It sits within the Well Building mega trend and encourages outward as well as inward reflection while of course emphasizing "green" building practices.

The Reflection palette concentrates on Forest and Sky, two of the four Well Building design elements of Sea, Sand, Forest and Sky. The colors are based on natural greens and translucent, pearlescent finishes - reflecting and expanding the outdoor world within our interiors. It is rich in contrasts such as light transparent spaces juxtaposed with deep mossy greens and accented by bright pops of Lichen Green, Rust Orange and Pinks.






LIGHT GREY  
SM




WILLOW GREY  
SM




CASHMERE  
SM


PURE WHITE  
SM




BEACH GLASS  
SM




VAPOR TRAIL  
SATIN




CANADIAN GREY  
SM




SEATTLE GREY  
SM




CELADON GREEN  
SM



VERDE  
SM



DUKE  
SM



ASPEN STONE  
SATIN

REFLECTION

03

WELL BUILDING


ABIQUA PINE



WILLOW GREY  
SM



SEATTLE GREY  
SM



VERDE  
SM



REFLECTION

03


WELL BUILDING

FREE SPIRIT


Thank you!



PURE WHITE  
SM



CANADIAN GREY  
SM



CELEDON GREEN  
SM





BERGEN ASH



REFLECTION

03


WELL BUILDING



WILLOW GREY SM



SEATTLE GREY SM




ASPEN STONE SATIN

# REFLECTION

# 03

WELL BUILDING


URBAN NOMAD



LIGHT GREY  
SM



SEATTLE GREY  
SM



VERDE  
SM





# REFLECTION

FIRST CLASS



# 03


WELL BUILDING



WILLOW GREY  
SM



SEATTLE GREY  
SM



ASPEN STONE  
SATIN





04

# RECLAMATION

COMMUNITY

LIVE  
WORK  
PLAY



# COMMUNITY RECLAMATION



The Reclamation trend sits within the Community keiretsu from our Fusion Look Book and it extends focus on our need to unplug and recharge - reclaiming our spaces and time from the digital world and replacing it with human touch and connection. We are also longing to reclaim and rediscover traditional artisanal skills and ancient finishes. Kintsugi is the perfect metaphor-the ancient Japanese art of mending broken pottery using gold-creating unique and beautiful pieces reclaimed and transformed by the celebration of imperfection.


There is an opportunity for centering and balance in this nurturing palette and the reconnection with ourselves is enhanced by nuanced neutral colors which help to create soothing, mindful and meditative spaces. Tonal luxury by way of textural elements such as fur, mesh and rattan increases the focus on the tactile experience so different from the artificial technological world we inhabit. Accent colors are metallics - gold, brass and patina'd copper - and Blues.




WHITE  
SM




SATIN ANTIQUE  
WHITE




LIGHT GREY  
SM




WILLOW GREY  
SM




VAPOR TRAIL  
SATIN




BREAKWATER  
SATIN




CANADIAN GREY  
SM




DUST GREY  
SM




FIELDSTONE  
SATIN



GETTYSBURG GREY  
SM



SIENA  
SM



MYSTERIOUS  
SM




# RECLAMATION


04

COMMUNITY


TRAVIS OAK



LIGHT GREY  
SM



CANADIAN GREY  
SM



MYSTERIOUS  
SM





CHAMELEON



RECLAMATION




04


COMMUNITY



WILLOW GREY  
SM



VAPOR TRAIL  
SATIN



SIENA  
SM





PRESTEN ASH



# RECLAMATION




# 04


COMMUNITY



SATIN ANTIQUE WHITE



DUST GREY SM



FIELDSTONE SATIN





DESERT SAND HICKORY



# RECLAMATION




# 04


COMMUNITY



WILLOW GREY  
SM



CANADIAN GREY  
SM



SIENA  
SM




KARUNA ASH




RECLAMATION




04 COMMUNITY



LIGHT GREY SM



CANADIAN GREY SM



GETTYSBURG GREY SM